

SPECIFICATIONS:

MODEL NUMBER: 8000-543-136

PUMP DESIGN: Positive Displacement 3 Chamber Diaphragm Pump

CHECK VALVE: (1-Way Operation) Prevents Reverse Flow

CAM: 3.0 Degree

MOTOR: Permanent Magnet, P/N 11-111-00

VOLTAGE: 12 VDC Nominal

PRESSURE SWITCH: Adjustable Shut-Off (Range 40-60 PSI)

Factory Set @ 60 PSI, Turn On 45 PSI ± 5 PSI

LIQUID TEMPERATURE: 170 Degrees Fahrenheit (77 Degrees Centigrade) Max.

PRIME: Self-Priming Up To 5 Ft. Vertical,
Max. Inlet Pressure 30 PSI (2.1 Bar)

PORTS: 1/2"-14 Male Parallel Thread

MATERIAL OF CONSTRUCTION:

PLASTICS- Polypropylene

VALVES- Viton

DIAPHRAGM- Santoprene

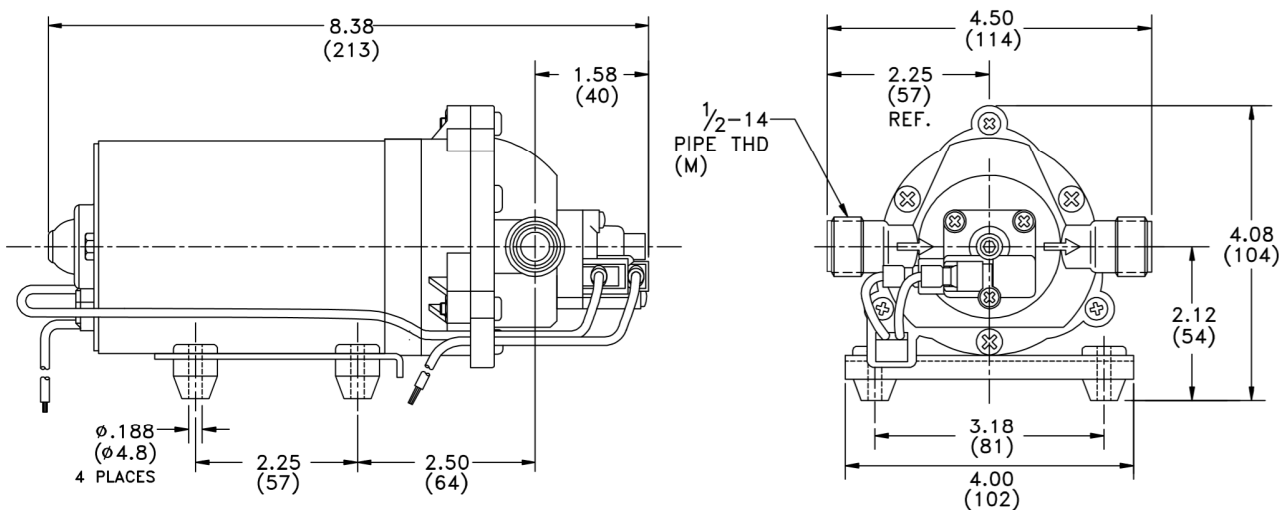
FASTENERS- Zinc Plated Steel

NET WEIGHT: 4.1 Lbs (1.9 Kg)

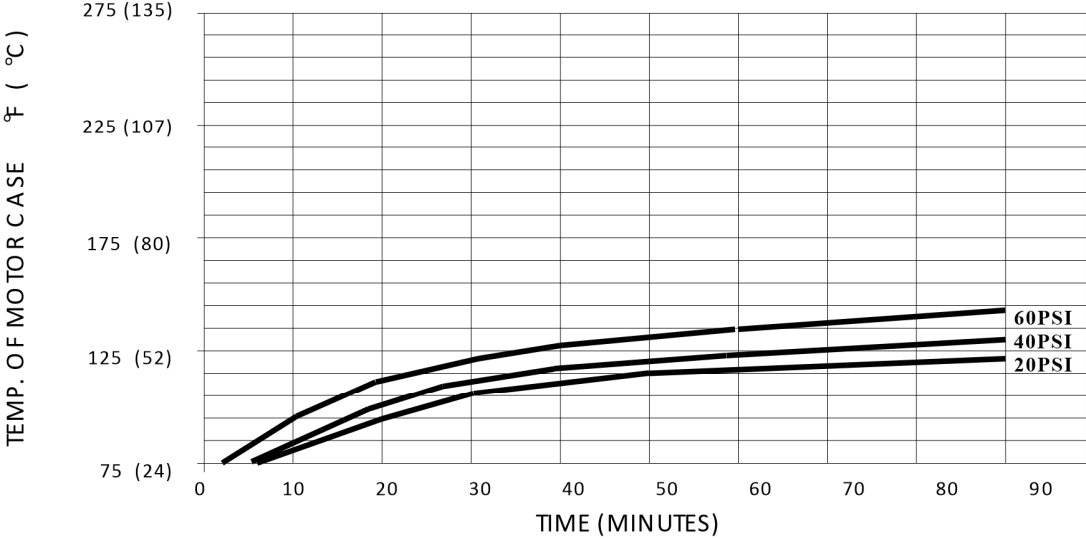
DUTY CYCLE: Continuous (See Temperature Rise Chart)

TYPICAL APPLICATIONS: Agricultural Spraying

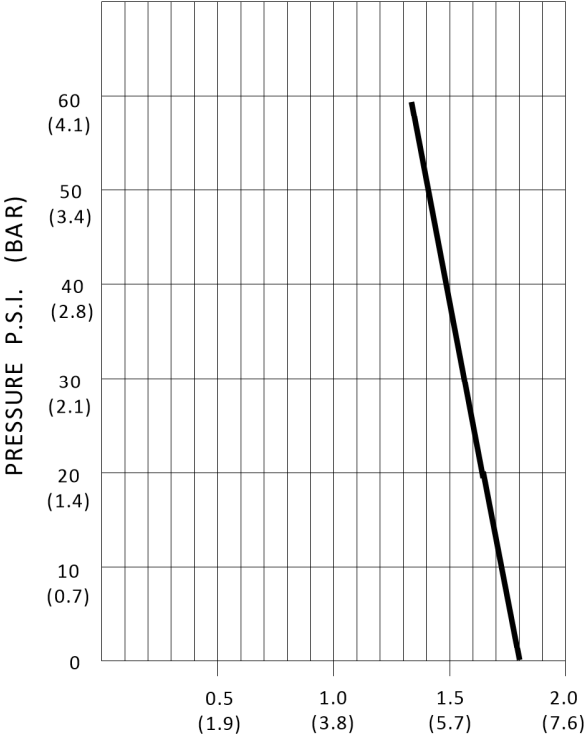
DIMENSIONS:



TEMPERATURE RISE



TYPICAL PERFORMANCE



PRESSURE (PSI)	FLOW (G PM/LIT)	RPM MIN/MAX	CURRENT (AMPS)	VOLTAGE (VOLTS)
OPEN	1.8/6.8	2300/2325	3.7	12VDC
10	1.31/4.9	2260/2290	4.4	"
20	1.26/4.7	2215/2240	5.0	"
30	1.20/4.5	2175/2190	5.7	"
40	1.14/4.3	2130/2145	6.2	"
50	1.08/4.1	2085/2095	6.8	"
60	1.02/3.9	2050/2065	7.3	"

FLOW - GALLONS PER MINUTE (LITERS PER MINUTE)

**-SPECIFICATIONS SUBJECT TO CHANGE WITHOUT NOTICE.
 -ALL DATA BASED ON TESTING WITH WATER AT AMBIENT TEMPERATURE.**